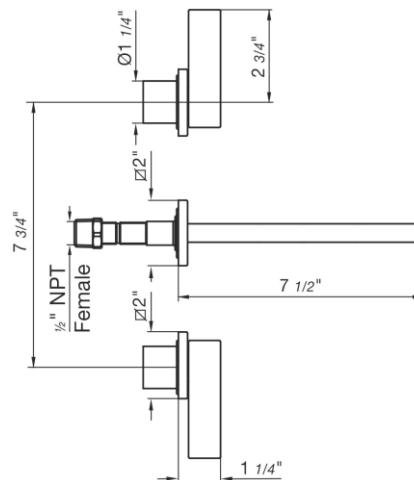
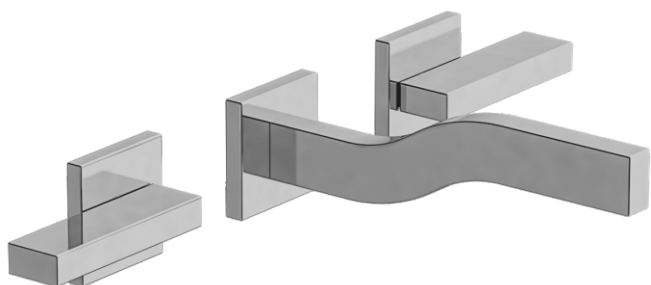


SHORELINE - FV203/K2.0

Wall-mounted lavatory faucet, trim only.
 Conjunto decorativo de lavatorio de pared.

FRANZ
 VIEGENER



FEATURES

CARACTERÍSTICAS

- All brass construction.
 Producto realizado íntegramente en latón.
- Stationary spout with recessed aerator device.
 Pico con aireador oculto.
- Quarter-turn to diverter.
 Válvula derivadora de 1/4 de giro.

COLOR / FINISHES

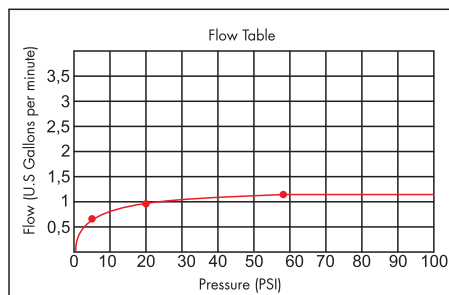
COLOR / ACABADOS



FLOW RATE

CAUDAL

- Maximum flow rate 1,2 gpm (4,5 l/min).
 Caudal máximo 1,2 gpm (4,5 l/min).



ITEM DETAILS

DETALLE DE PRODUCTO

COMPLIANCE CERTIFICACIONES

