

# CRYST RAMA




1958


95 Cantiague Rock Road, Westbury NY 11590

ph:516.931.9090 fax: 516. 931.1254


info@crystorama.com www.crystorama.com


## MODEL#:1135 ASSEMBLY AND DRESSING INSTRUCTIONS


A=  (9/50-2")\*64PCS


B=   
(3 Jewels + 1 Square 4 Holes )+(3 Jewels + 9/75-3")\*6PCS

C=  (14 Jewels Strand)\* 12PCS

D=  (9/38-1.5")\*6PCS

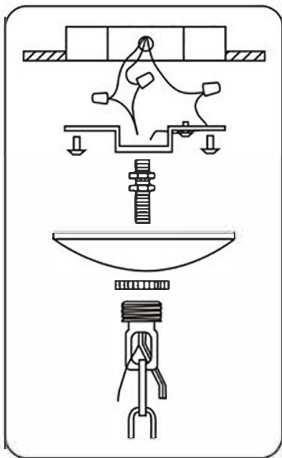
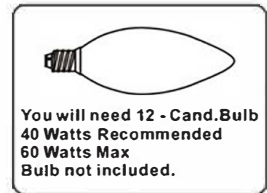
E=  (1 Ring + 1 Square 4 Holes + 9/75-3")\*6PCS

F=  (1x 40mm Ball + 3 Jewels)\*1PC

G=   
(24 Jewels Strand)\*6PCS



All electrical components must be installed by a licensed electrician in accordance with the National Electric Code and the appropriate local electrical codes.



1 Bobeche with  
4 **A** Trim.

